

EP Global Opportunities Trust plc



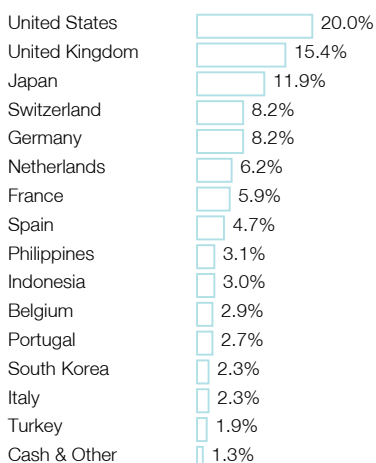
INVESTMENT OBJECTIVE

The Company's objective is to provide shareholders with an attractive real long term total return by investing globally in undervalued securities. The portfolio is managed without reference to the composition of any stockmarket index.

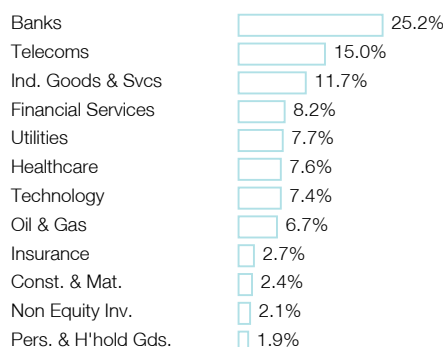
PHILOSOPHY

Edinburgh Partners has a simple and clear investment philosophy. Through disciplined and intensive research we identify stocks which are clearly undervalued. It is our belief that such undervaluation arises because the stock market's investment horizon is too short. We aim to provide our clients with an absolute return and stocks are therefore not included in our portfolio by reference to an index weighting. We believe that a stock price is driven by the company's future profits and so for every potential holding we forecast profits, cash flow and balance sheet over the next five years. We then apply our own valuation basis to these forecasts to produce an estimate of what the price should be. Only if this intrinsic price is well above the current share price would we consider buying the stock. As we are long-term investors we stress the need for patience in investing.

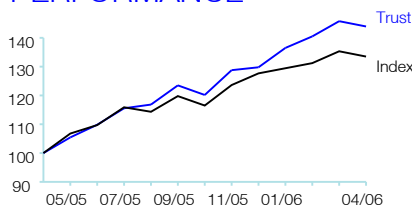
GEOGRAPHIC ALLOCATION



SECTOR ALLOCATION



PERFORMANCE*



	1 MONTH	3 MTHS	6 MTHS	1 YEAR	SINCE INCEPTION
Trust	-1.26%	5.46%	19.79%	43.97%	71.90%
Index	-1.35%	3.15%	14.57%	33.52%	42.83%

TOP 10 HOLDINGS

COMPANY	SECTOR	% OF TOTAL
Vodafone	Telecoms	3.4
Nexity	Financial Services	3.2
KPN	Telecoms	3.2
Randstad Holding	Ind. Goods & Svcs	3.1
Philp.Long.Dsn.Tel.	Telecoms	3.1
Deutsche Post	Ind. Goods & Svcs	3.0
Bank Mandiri	Banks	3.0
Agfa-Gevaert	Ind. Goods & Svcs	2.9
Dell Inc.	Technology	2.9
BCV	Banks	2.8

*Share price & Index performance of the MSCI All Country World are calculated monthly using total return figures sourced from Datastream International. The graph shows the percentage movement during the last 12 months.

TRUST FEATURES

MANAGER
Sandy Nairn

INCEPTION DATE
15/12/2003

YEAR END
31 December

TOTAL ASSETS
£56.8m

NAV PER SHARE
167.82p

SHARE PRICE*
170.50p

PREMIUM TO NAV
1.60%

ANNUAL MANAGEMENT FEES
0.75% (based on market capitalisation)

DIVIDENDS
Annual

SEDOL
3386257

LISTING
London Stock Exchange

*Quoted is mid-market closing price on the London Stock Exchange on 28 April 2006

INVESTMENT ENQUIRIES

Contact Ken Fraser
Tel +44 (0)131 270 3800
Fax +44 (0)131 270 3801
Email info@edpam.com
Web www.edinburghpartners.com

12 Charlotte Square
Edinburgh EH2 4DJ

Past performance is not a guide to future performance. The market value of, and the income derived from, the shares of the Company may fluctuate in accordance with: the values of the investments held by the Company, exchange rates between sterling and the currencies in which underlying investments are denominated, and other market conditions. The value of the Company's shares may also fluctuate with supply and demand for the shares on the stock exchange on which they are traded. There is no guarantee that the market price of the Company's shares will fully reflect the underlying net asset value. Investors may not get back the full value of their investment. There can be no guarantee that the investment objectives of the Company will be met. The levels of, and reliefs from, taxation applicable to investment trusts may change. The Company's portfolio is likely to be more concentrated than those of other investment funds and thus potentially carries a higher level of risk than a more diversified portfolio. There will be times when the Company's investment performance will be quite unlike that of any stock market index, which may or may not be to the advantage of the Company. The Company may borrow in order to make further investments. This is known as 'gearing'. The effect of gearing can enhance investment returns in rising markets but will have the opposite effect where underlying asset values are falling. At the date of this fact sheet the Company is not materially geared. The Company may use derivatives principally to protect value in the portfolio and reduce costs. Investment gains may therefore be restricted in a rising market. This factsheet does not constitute an offer, invitation or solicitation to deal in securities. The information and opinions contained in this factsheet are subject to change without notice. The directors of the Company and employees of Edinburgh Partners Limited may have positions in the securities referred to in this factsheet and may deal in them from time to time. The Company is a UK public listed company. Its shares are listed on the London Stock Exchange. The Company is not regulated or authorised by the Financial Services Authority. This factsheet has been issued and approved by Edinburgh Partners Limited, 12 Charlotte Square, Edinburgh EH2 4DJ. Registered office 12 Charlotte Square EH2 4DJ. Registered in Scotland Number SC243661. Authorised and regulated by the Financial Services Authority.